

Child Day Care Services

Annual Statistical Report

2010-2011

Year Ending
March 31, 2011

Table of Contents

EARLY CHILDHOOD SERVICES	1
PROFILE OF NEW BRUNSWICK CHILD DAY CARE SERVICES	2
Regulated Facilities and Spaces	2
Annual Changes in Regulated Facilities and Spaces	3
Spaces and Age Category	4
Annual Changes in Spaces and Age Categories	5
Type of Facilities	6
Annual Changes in Types of Facilities.....	7
New and Closed Facilities	7
Auspice	8
Language of Service	9
Average Cost of Care	9
Annual Changes in Average Cost of Care	11
QUALITY IMPROVEMENT FUNDING SUPPORT	13
Wage Enhancement Rates	13
Staff Profile	14
Recognized Training Profile	15
DAY CARE ASSISTANCE PROGRAM	16
Maximum Daily Rates	16
Take-up	16
LICENSING AND MONITORING PERFORMANCE INDICATORS	17
DEFINITIONS	19

EARLY CHILDHOOD SERVICES

The Early Childhood Services branch is responsible for the development, design and monitoring of all departmental early childhood and school-based programs and services.

We are pleased to share the New Brunswick 2010-2011 Child Day Care Services Annual Statistical Report. The information contained in this report will provide the user with an overview of Child Day Care Services in New Brunswick.

This report provides a profile of New Brunswick Child Day Care Services for 2010-2011 and in some cases data from previous fiscal years so the user will be able to track trends. It reports on programs that support the child day care facilities and the families and children who access child day care services in New Brunswick. It also provides a picture of the investments that Social Development has made in child day care services during this reporting period.

The Child Day Care Services Program is responsible for representing the public interest in matters related to the safety and healthy development of young children from birth to 12 years of age who are in non-parental child day care arrangements primarily while their parents are working, studying or in training. Child Day Care Services are legislated under Part II of the Family Services Act, Day Care Regulation 83-85 and the Child Day Care Facilities Operator Standards.

In October 2010, it was announced that as of April 1st, 2011, Early Childhood Services was to move from the Department of Social Development and merge with the Department of Education to become the Department of Education and Early Childhood Development.

PROFILE OF NEW BRUNSWICK DAY CARE SERVICES

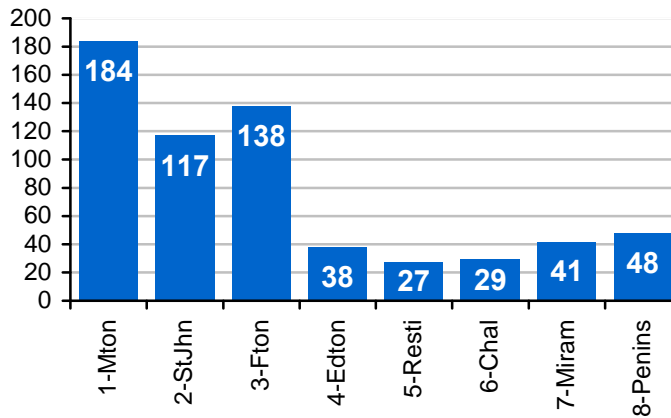
Information in this report is based on year-end **March 31, 2011** data. In some cases five year trends are included.

Regulated Facilities and Spaces

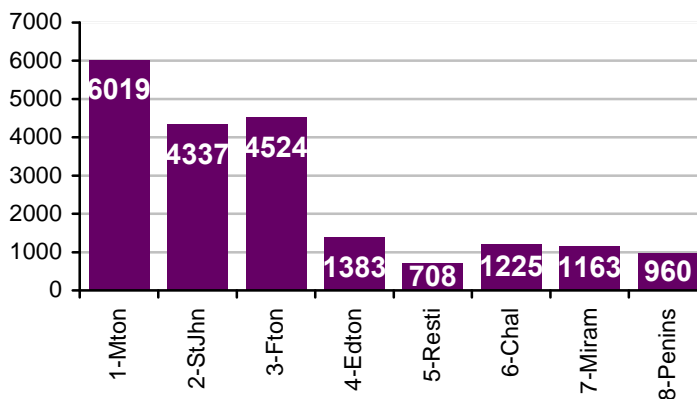
March 31, 2011

- **622** regulated child day care facilities
- **20,319** child spaces

Day Care Facilities by Region 2010-2011



Day Care Spaces by Region 2010-2011



Annual Changes in Regulated Facilities and Spaces

March 31, 2011

- 622 facilities
- 20,319 spaces

March 31, 2010

- 578 facilities
- 18,785 spaces

March 31, 2009

- 519 facilities
- 17,014 spaces

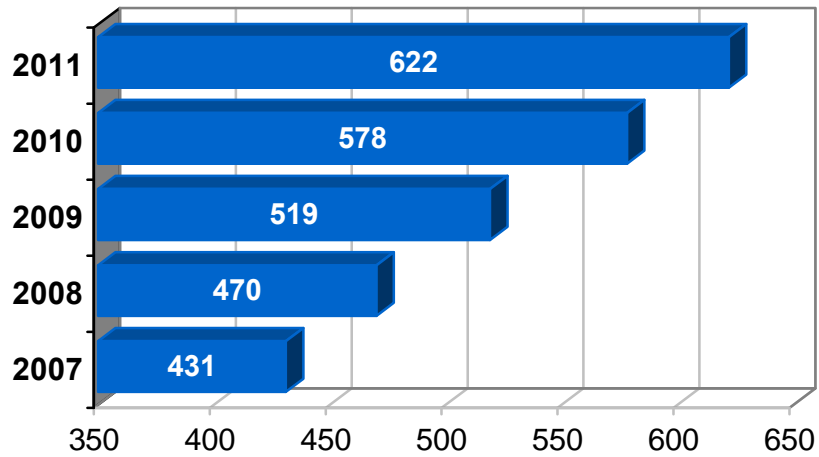
March 31, 2008

- 470 facilities
- 15,506 spaces

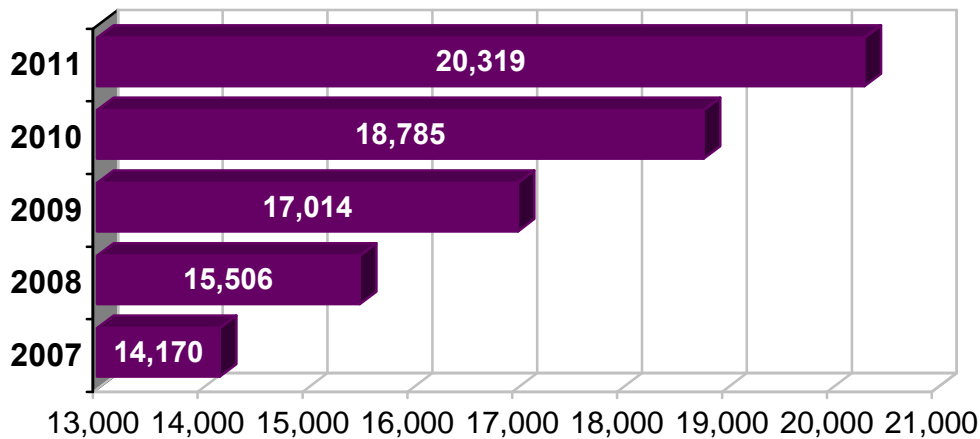
March 31, 2007

- 431 facilities
- 14,170 spaces

Day Care Facilities



Day Care Spaces



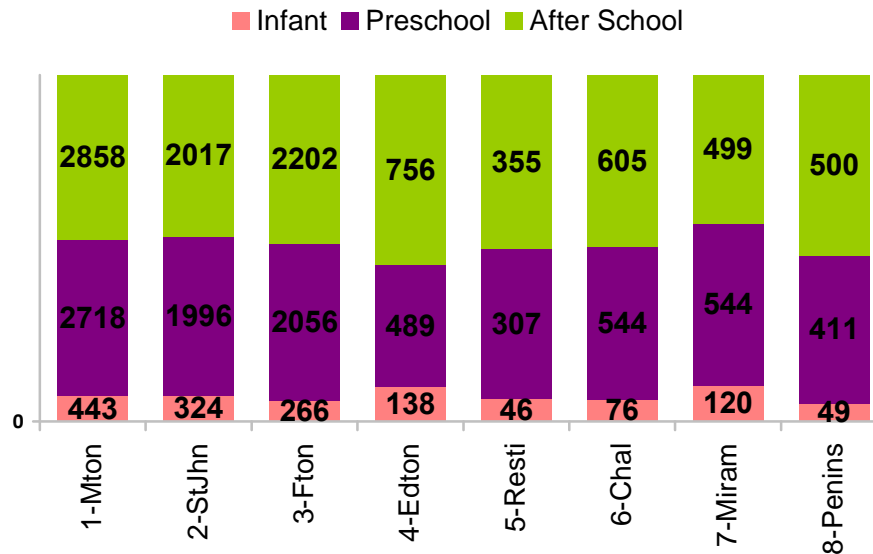
The number of approved Child Day Care Spaces from 2007 to 2011 has increased by 6,149.

Spaces and Age Category

March 31, 2011

- 20,319 total spaces
- 1,462 spaces for infants
- 9,065 spaces for preschool-aged children
- 9,792 spaces for school-aged children

Day Care Spaces by Age Category and Region
2010-2011



*Community day care homes are included in this figure.

Annual Changes in Spaces and Age Categories

March 31, 2011

- 20,319 total spaces
- 1,462 spaces for infants
- 9,065 spaces for preschool-aged children
- 9,792 spaces for school-aged children

March 31, 2010

- 18,785 total spaces
- 1,371 spaces for infants
- 8,283 spaces for preschool-aged children
- 9,131 spaces for school-aged children

March 31, 2009

- 17,014 total spaces
- 1,152 spaces for infants
- 7,764 spaces for preschool-aged children
- 8,098 spaces for school-aged children

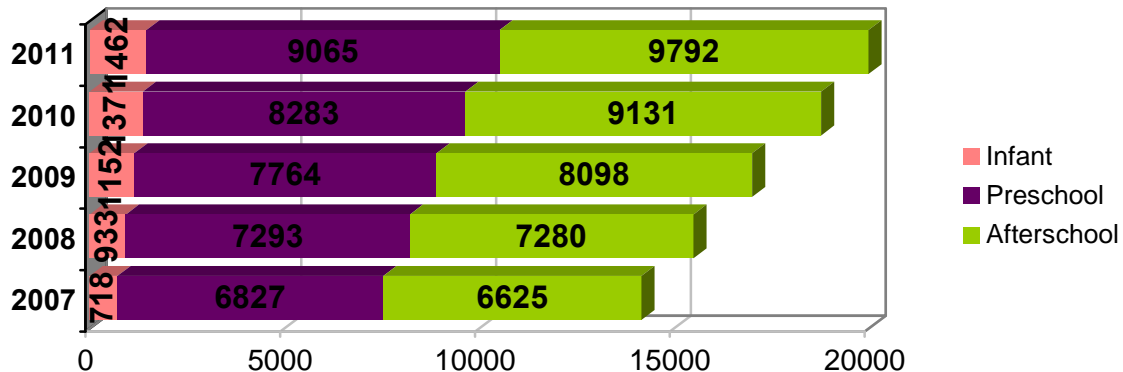
March 31, 2008

- 15,506 total spaces
- 933 spaces for infants
- 7,293 spaces for preschool-aged children
- 7,280 spaces for school-aged children

March 31, 2007

- 14,170 total spaces
- 718 spaces for infants
- 6,827 spaces for preschool-aged children
- 6,625 spaces for school-aged children

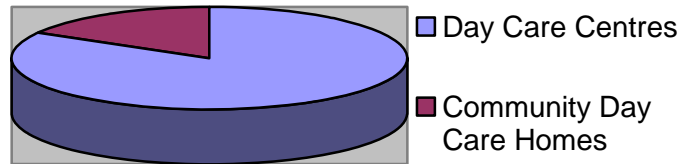
**Day Care Spaces by Age Category
2007-2011**



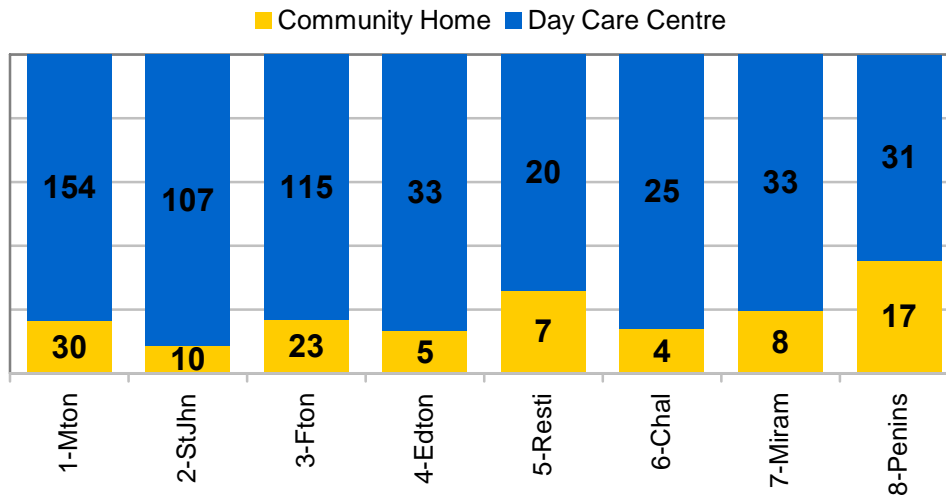
Type of Facilities

March 31, 2011

- 518 Day Care Centres
- 104 Community Day Care Homes



Day Care Facilities by Type and Region 2010-2011



Annual Changes in Types of Facilities

March 31, 2011

- 518 Day Care Centres
- 104 Community Day Care Homes
- 622 total facilities

March 31, 2010

- 491 Day Care Centres
- 87 Community Day Care Homes
- 578 total facilities

March 31, 2009

- 448 Day Care Centres
- 71 Community Day Care Homes
- 519 total facilities

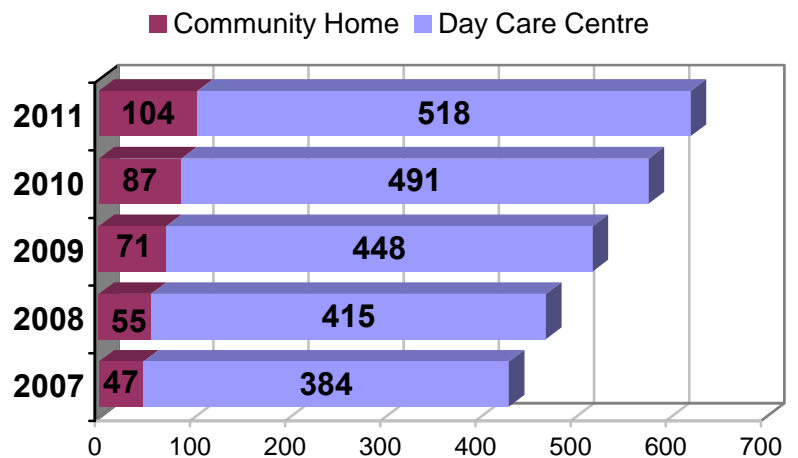
March 31 2008

- 415 Day Care Centres
- 55 Community Day Care Homes
- 470 total facilities

March 31 2007

- 384 Day Care Centres
- 47 Community Day Care Homes
- 431 total facilities

Day Care Facilities by Type 2007-2011



New and Closed Facilities


- 85 New facilities → 1972 spaces: 118 infant, 631 preschool and 1,223 afterschool
- 41 Closed facilities → 1,151 spaces: 37 infant, 486 preschool, 628 afterschool

*Includes new facilities and closures between April 1, 2010 and March 31, 2011 and does not include existing facilities that have increased or decreased spaces during the fiscal year.

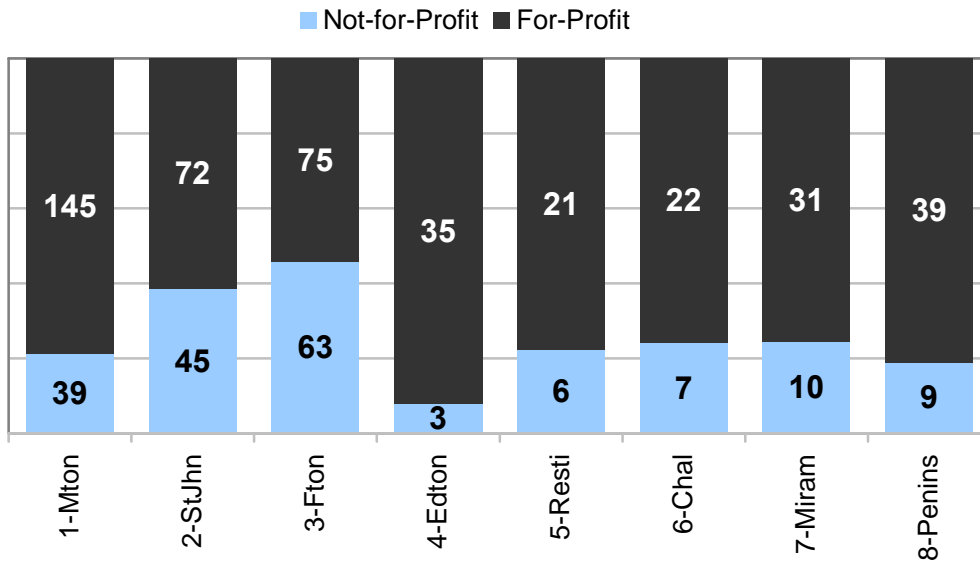
Auspice

March 31, 2011

- **29 % (182/622)** of the child day care facilities have the status of not-for-profit
- **71 % (440/622)** of the child day care facilities are private businesses and have the status of for-profit




**Day Care Facilities by Auspice and Region
2010-2011**



Language of Service

March 31, 2011

- Approximately **56 %** provide services in English (**349/622**)
- Approximately **32 %** provide services in French (**199/622**)
- Approximately **12 %** provide Bilingual services (**74/622**)

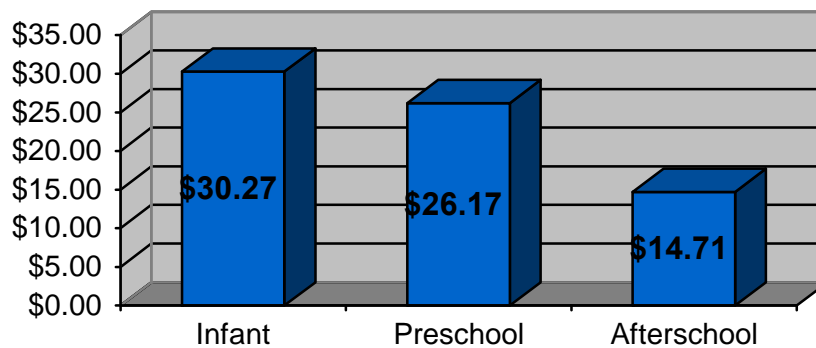


Average Cost of Care

2011 Average Provincial Daily Daycare Fees:

Infant 0-24 months	Preschool	Just Afterschool
\$30.27	\$26.17	\$14.71

Average Cost of Care by Program

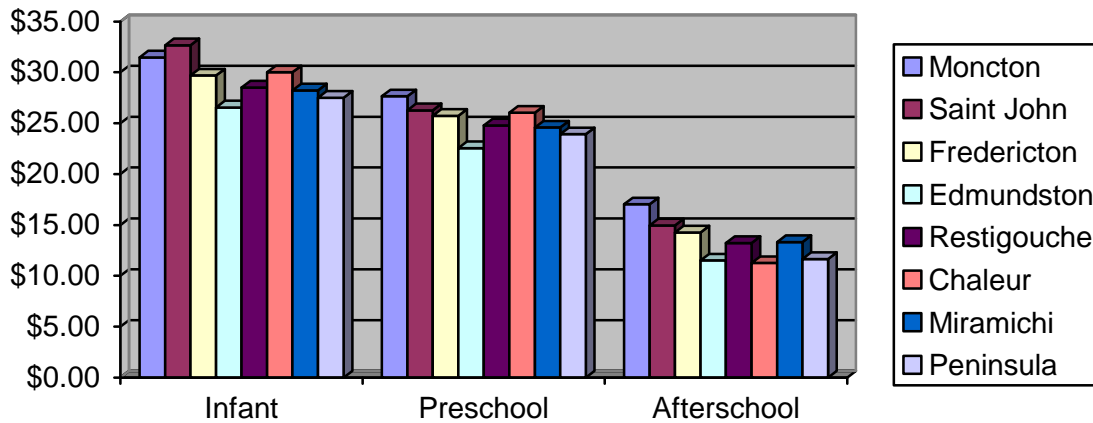


Child Day Care Services Annual Statistical Report 2010-2011

Average Daycare Fees by Region 2011:

Region	Infant 0-24 months	Preschool	Just Afterschool
Moncton	\$31.47	\$27.64	\$17.03
Saint John	\$32.66	\$26.27	\$14.97
Fredericton	\$29.69	\$25.74	\$14.28
Edmundston	\$26.56	\$22.56	\$11.52
Restigouche	\$28.50	\$24.80	\$13.24
Chaleur	\$30.00	\$26.03	\$11.27
Miramichi	\$28.22	\$24.58	\$13.33
Peninsula	\$27.50	\$23.93	\$11.66

Average Day Care Fees by Region 2011



*Average cost of care is estimated based on Quality Improvement Funding Support annual applications and does not include data from facilities that do not participate in the QIFS program.

Annual Changes in Average Cost of Care

Week of February 28 – March 4, 2011

Estimated daily cost for full time care:

- Infants 0-24 Months \$ **30.27**
- Preschool \$ **26.17**
- Just After School \$ **14.71**

Week of March 8 – March 12, 2010

Estimated daily cost for full time care:

- Infants 0-24 Months \$ **29.03**
- Preschool \$ **24.62**
- Just After School \$ **14.28**

Week of April 6-10, 2009

Estimated daily cost for full time care:

- Infants 0-24 Months \$ **28.17**
- Preschool \$ **23.90**
- Just After School \$ **13.72**

Week of March 10-14, 2008

Estimated daily cost for full time care:

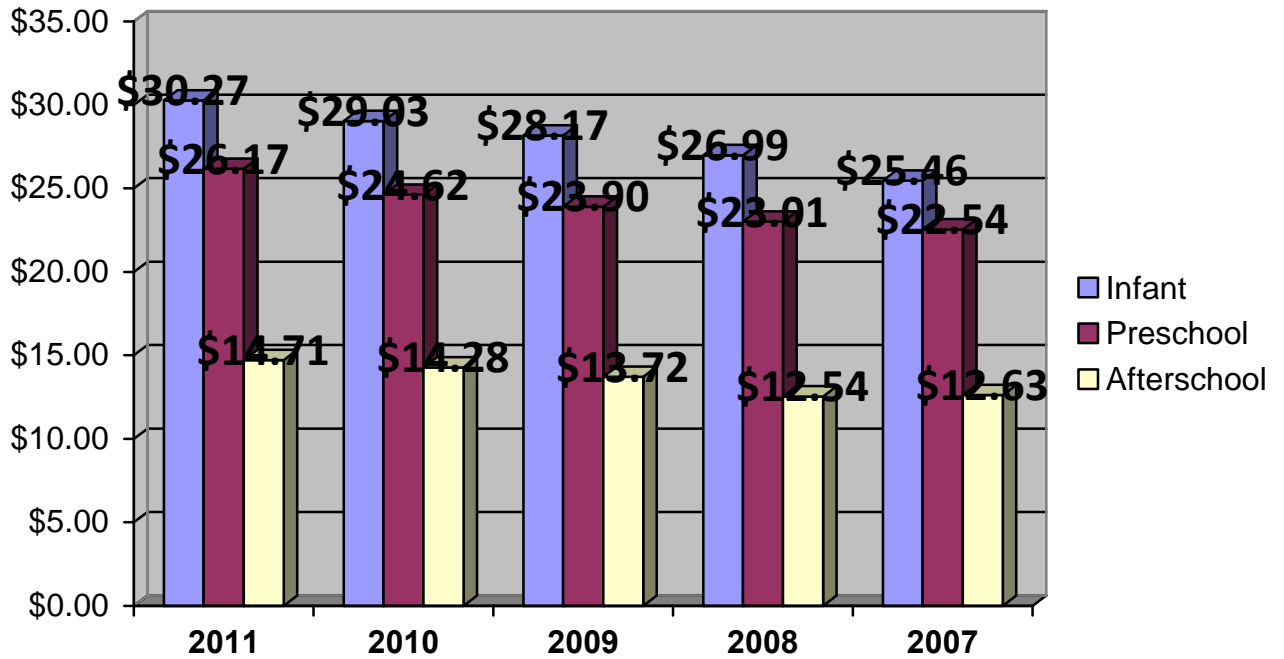
- Infants 0-24 Months \$ **26.99**
- Preschool \$ **23.01**
- Just After School \$ **12.54**

Week of April 16-20, 2007

Estimated daily cost for full time care:

- Infants 0-24 Months \$ **25.46**
- Preschool \$ **22.54**
- Just After School \$ **12.63**

2007-2011 Average Cost of Care



*Estimated daily cost for full time care is based on annual QIFS applications and includes participating QIFS facilities only.

QUALITY IMPROVEMENT FUNDING SUPPORT

The Quality Improvement Funding Support Program (QIFS) provides funding to approved child day care facilities to help increase the availability and quality of child day care services and to improve the working conditions of staff working directly with the children. Specifically, QIFS makes funding available to increase wages of child care workers. **95%** of approved facilities received QIFS funding in the 2010-2011 program year.

Wage Enhancement Rates

The Department of Social Development has set the rate for wage enhancements for eligible employees at:

- **\$4.50/hour** for eligible employees who have a recognized Early Childhood Education Certificate, and
- **\$2.75/hour** for eligible employees who do not have a recognized Early Childhood Education Certificate.

Staff Profile

An estimated **3,125** staff are employed at approved child day care facilities across the province (**March 31, 2011**):

- **1,272 Trained** and **1,853 Untrained**.

Average **hourly wage** across the province*:

- **Trained Eligible Employees:**
 - **Across all eligible staff – \$15.59**
 - Administrator - \$18.77
 - Administrator/primary staff – \$17.16
 - Primary care staff - \$14.67
 - Relief staff - \$14.22
- **Untrained Eligible Employees:**
 - **Across all eligible staff – \$12.59**
 - Administrator - \$16.34
 - Administrator/primary staff – \$14.43
 - Primary care staff – \$12.46
 - Relief staff - \$12.21

*Amounts include QIFS wage enhancements of \$2.75/hr untrained and \$4.50/hr trained.

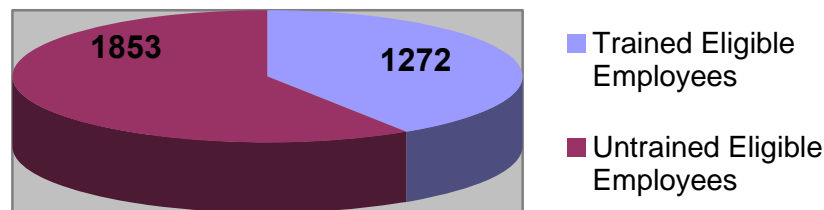
The average hourly wage is estimated based on Quality Improvement Funding Support Quarterly Hours Reports and Eligible Employee Forms and does not include data from facilities that do not participate in the QIFS program.

An individual educator may be employed at more than one facility license (i.e. preschool and after school) and therefore could represent two positions/educators.

Recognized Training Profile

Of the estimated **3,125** educators employed at approved child day care facilities:

- Approximately **1,272** educators receive the “recognized training” hourly wage rate of \$4.50 (their training includes recognized ECE certificates and university degrees of any discipline) (**40%**)
- Approximately **208** educators hold a university degree of any discipline (**7%**)
- Approximately **1,064** educators hold either a B.Ed, recognized ECE, and/or university degrees in child study (**34%**)
- Of these **1,064** educators, approximately **945** educators hold a recognized ECE certificate (**30%**).



*Training profile is estimated based on Quality Improvement Funding Support participants and does not include data from facilities that do not participate in the QIFS program.

DAY CARE ASSISTANCE PROGRAM

The Day Care Assistance Program is designed to help New Brunswick families obtain the best possible child care for their children. This program offers parents or guardians financial assistance to help them access an approved, licensed day care facility. If parents or guardian have no access to a child day care facility, either because they work evenings, nights or weekends or because there is no licensed child day care facility near where they live they can obtain private child care through the Alternative Child Care Program.

Maximum Daily Rates

- Infants - **\$24.50 / day**
- Preschool - **\$22.50/ day**
- School Age - **\$12.00 / day**

Take-Up

- **5,863 children** in approved child day care facilities benefited from the Day Care Assistance Program in 2010-2011.

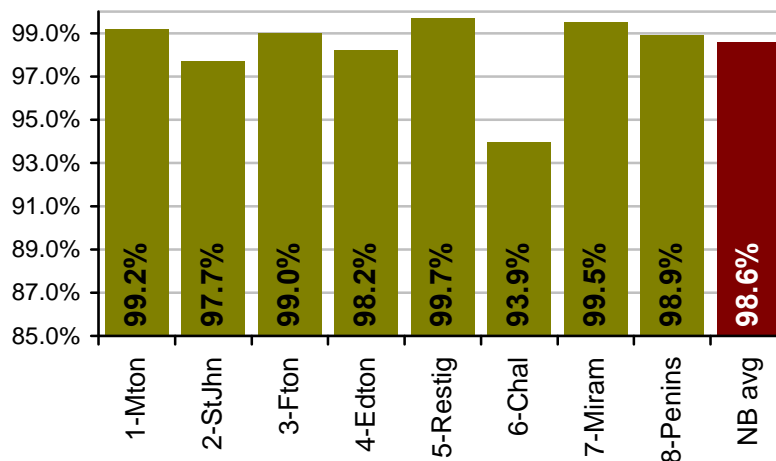
LICENSING AND MONITORING PERFORMANCE INDICATORS

In New Brunswick, a Certificate of Approval is required to operate a day care facility. Certificates of Approval are issued for a twelve month period. However, under specific conditions, a temporary approval may be issued for a designated period of time, not to exceed six months.

Early Childhood Services Coordinators located in Social Development's regional offices approve and monitor the child day care facilities, investigate complaints and provide program support. The approval and renewal process ensures minimal standards of health, safety and well being for young children in non-parental care.

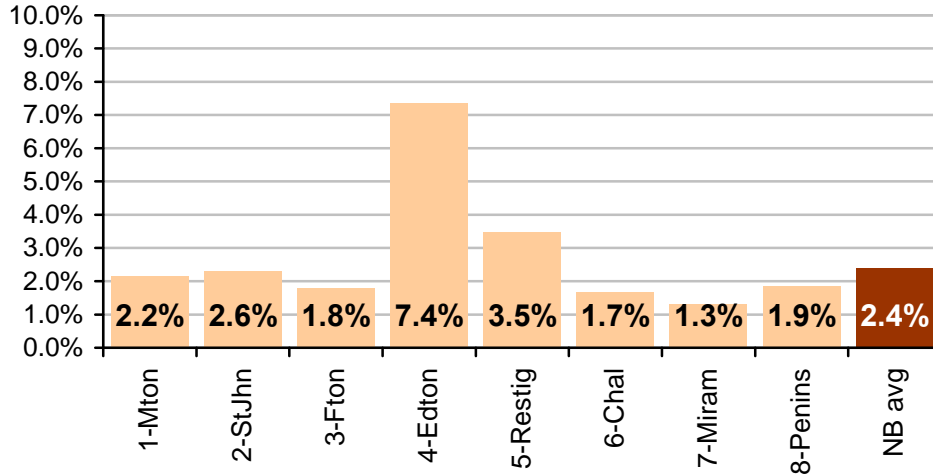
The chart below indicates the annual average percentage of facilities by region operating with a valid Certificate of Approval. A valid Certificate of Approval is an indicator that the day care facility has been inspected and is in compliance with the Day Care Regulation 83-85 prior to expiry of their current Certificate.

**Percentage of Facilities with a Valid Certificate
Annual Average 2010-2011**



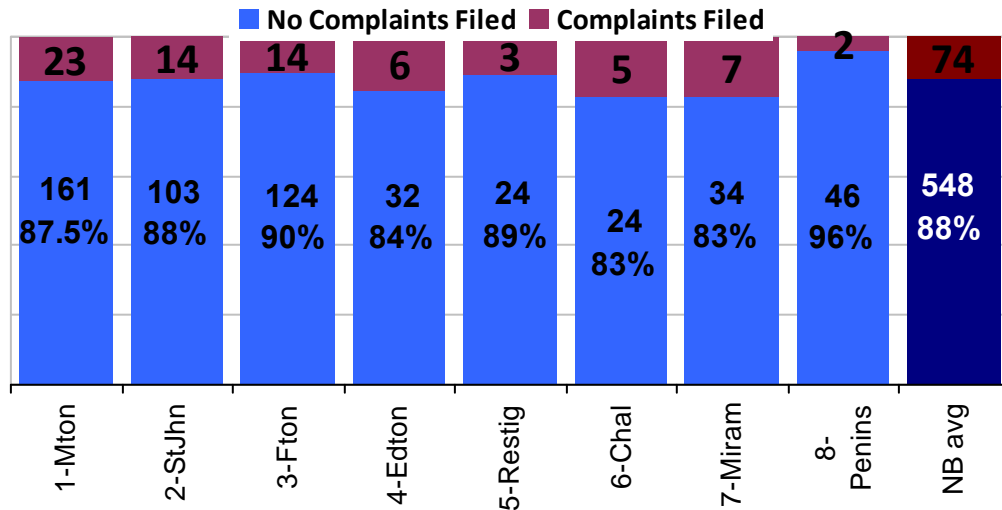
The following chart indicates the annual average percentage of facilities operating with a temporary Certificate of Approval. A temporary approval denotes that a facility had outstanding compliance items that must be met within a specified time frame. Once compliance is achieved a Certificate of Approval for the remaining months in the 12 month period is issued.

Percentage of Facilities with a Temporary Certificate of Approval Annual Average 2010-2011



The following chart represents the number of complaints filed during the 2010-2011 fiscal year.

Number of Day Care Facilities by Region and Complaints Filed 2010-2011



**The previous charts on page 16 and 17, for region one and region 7, are based on caseload distribution by region rather than on the physical location of the day care facilities.

DEFINITIONS

Administrator means a person appointed by an operator who works on-site at the facility and supervises the day-to-day activities. Administrators may also own the facility and have the title: Operator, Director, or Manager.

Administrator/primary staff is a person who is the facility **administrator** and spends seventy-five percent or more of their time at the day care facility providing day care services directly to children. **A community day care home operator would be considered to be administrator/primary staff.**

Age Categories: In child day care services, there are three program types that serve different groups of children:

- Infant – serves children under the age of two years old;
- Preschool – serves children (over 2 years old) who are not yet enrolled in kindergarten;
- School aged – serves children who are enrolled in school.

Approved means the day care facility has been issued an approval to operate from the Minister of Social Development.

Child day care facility refers to both a day care center and a community day care home.

Community day care home means a home in which day care services are provided for 6 or less children between the ages of infants through 12 years of age.

Day care centre means a facility in which day care services are provided for 7 or more children of a combination of ages (infants through 12 years of age).

Day care services means the care and supervision of a child for a period of less than twenty-four hours in a day care facility.

Eligible employees are primary staff members, administrator/primary staff, on-site administrators, and relief staff.

Employee means a person who performs work for or supplies services to an employer for wages.

Primary staff member means (a) an operator, or (b) a person employ in a day care facility who spends seventy-five percent or more of their time at the daycare facility providing day care services directly to children. This is a permanent position.

Recognized Early Children Education Training means the completion of early childhood education training through a program or institution recognized by the Department of Social Development.

Relief worker is a person who is hired on an irregular, casual basis to fill a full time or part-time permanent position of a primary staff member who is unable to work for any reason.

Wage is money paid to an employee for work done that is usually figured on an hourly, daily, or piecework basis.